



Westlands Water District

MEMORANDUM

TO: SLDMWA BOARD OF DIRECTORS
FROM: TOM BOARDMAN, WATER RESOURCES ENGINEER
SUBJECT: DECEMBER OPERATIONS UPDATE
DATE: DECEMBER 4, 2020

Project Operations

- Decreasing delta inflow limited Jones pumping to about 35% of capacity during November. Pumping dropped to its minimum level of 800 cfs today with no increase expected until the next significant storm arrives. Without export increases during December, pumping will fall significantly below Reclamation's most recent 90% exceedance forecast.
- SWP export during November averaged at about 25% of capacity. Pumping increased slightly early this month as the Projects shared available delta inflow under the Coordinated Operations Agreement.
- Sac Valley precipitation during November was only half of the monthly average. Accumulated precipitation for the season is about 35% of average. However, given that most of the seasonal precipitation typically occurs during the next 4 months, recovering from the current precipitation deficit remains a hopeful possibility.
- The current storage in Shasta is about 2 MAF and dropping at about 2 TAF per day. Releases have declined to 3,500 cfs in efforts to conserve storage. Reclamation's latest conservative forecast shows Shasta beginning to refill later this month peaking at about 2.8 MAF by late March.
- Folsom storage dropped about 30 TAF during November bringing the current storage to 320 TAF. Releases have ramped down to 1,500 cfs as the need for fall salmon attraction and spawning flows decline. Under dry conditions, the reservoir will refill to only 65% of capacity; thus, limiting summer releases needed to support CVP allocations. Folsom is expected to refill by late May under median conditions.
- CVP demands were about 88 TAF during November; about 10% above the 15-year average.

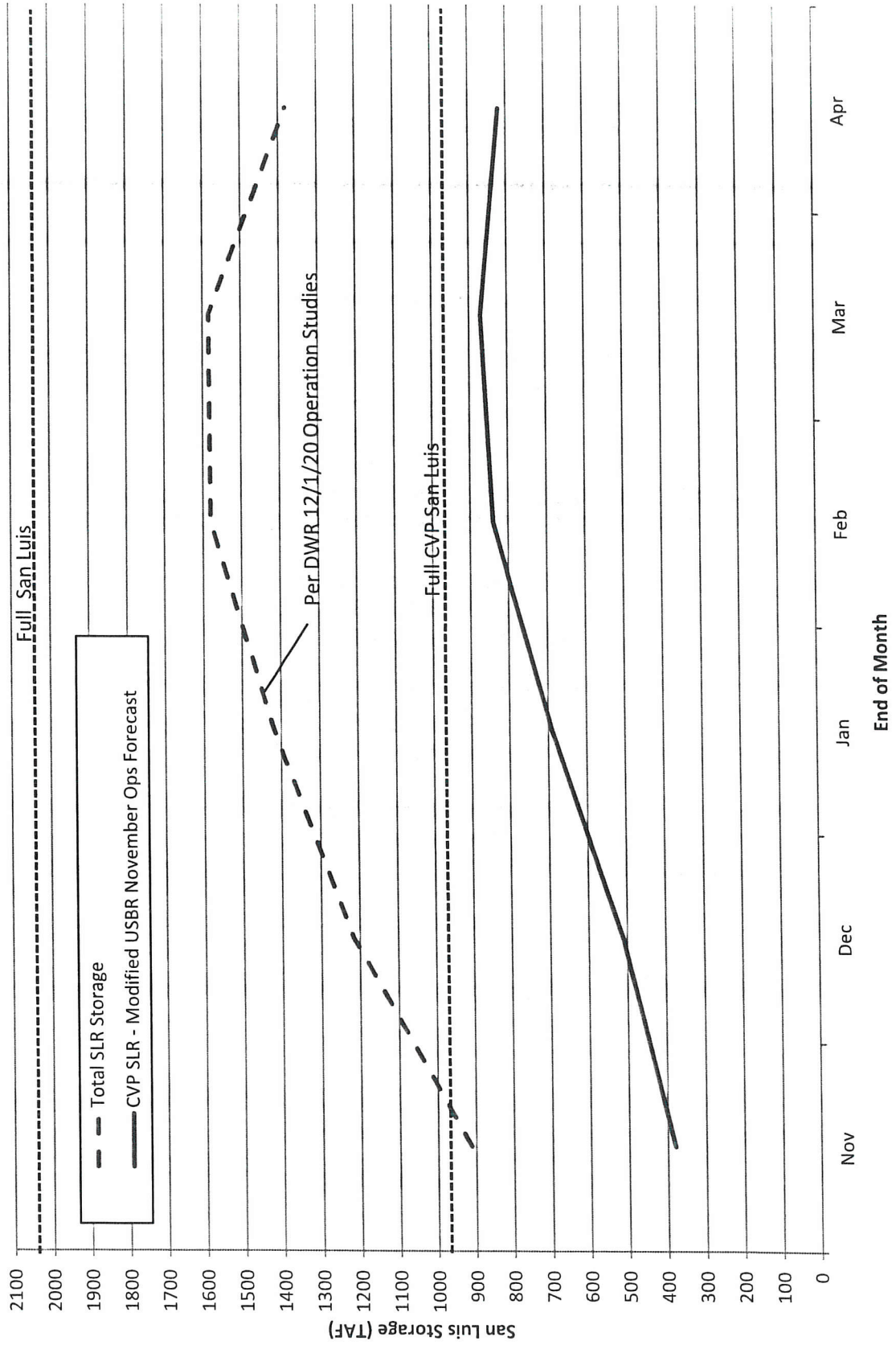
2021 San Luis Operations

Under average hydrologic conditions, CVP San Luis would have filled by about 125 TAF during November. But persistent dry conditions quashed refill efforts and held storage flat at about 380 TAF throughout the month. As such, refilling CVP San Luis is no longer expected without above average precipitation occurring before April.

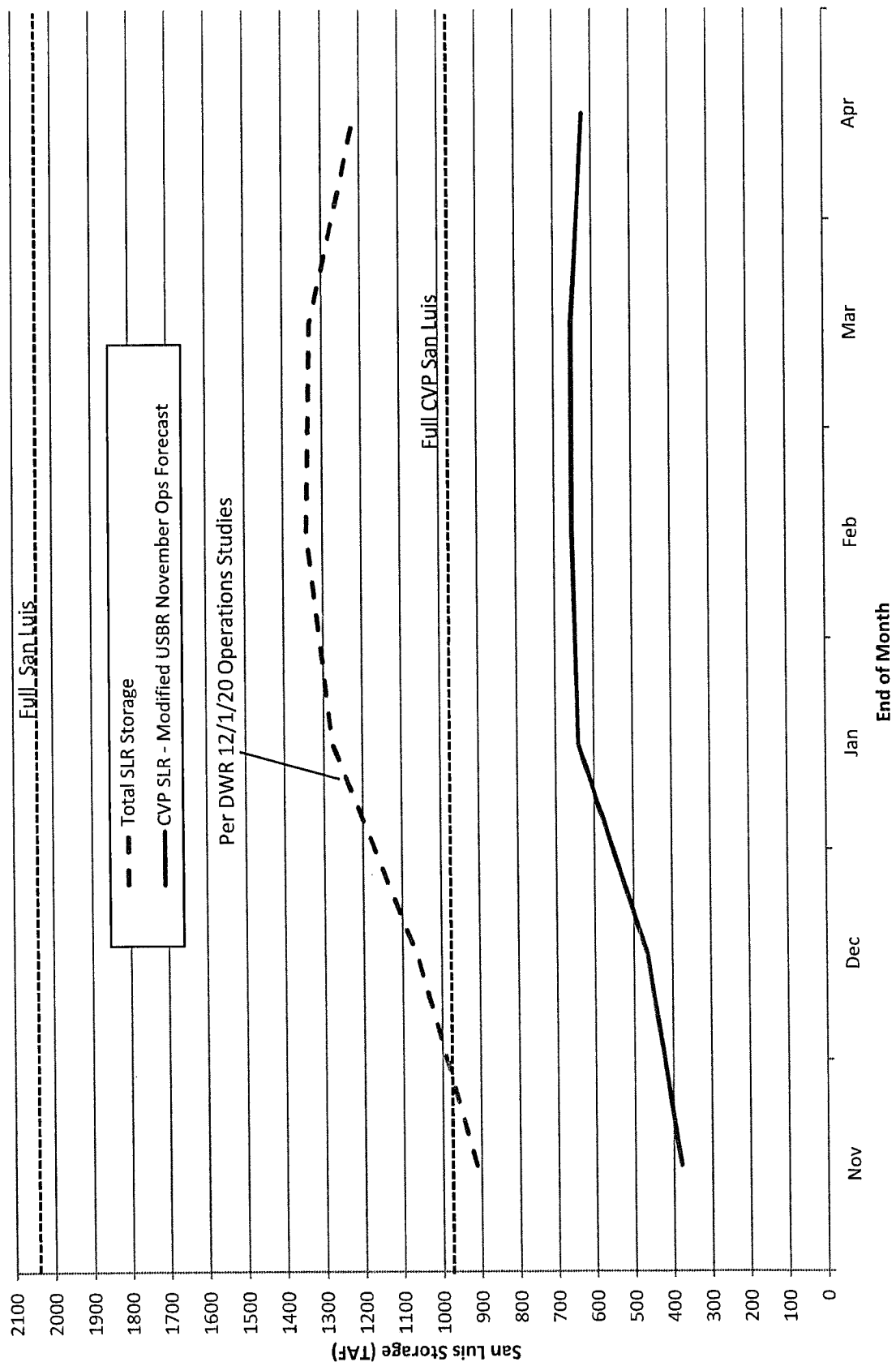
As shown on the attached San Luis storage projection graphs, under dry conditions, the reservoir will refill to about 65% of capacity by late January and storage will remain flat

through March. With average hydrology and minimal export cuts for fish protections, CVP San Luis is now projected to reach its peak storage by late March and will fall short of filling by about 100 TAF.

2020-21 San Luis Storage Projection 50% Exceedance Hydrology



2020-21 San Luis Storage Projection 90% Exceedance Hydrology



VII. B

**DEL PUERTO WATER DISTRICT 2020-21 SUPPLY/USE/COMPLETED TRANSACTIONS SUMMARY
as of November 30, 2020**

Supply Type	2020-21
2019-20 Rescheduled Contract Supply	14,021
Lees: Monthly 1% Storage Loss Est.	(184)
Sub-Total: Rescheduled Supplies	13,837
2020 CVP Allocation (20%)	28,042
2020 Ground Water Pump-Ins	434
2011-2014 RWSP Completion	1,683
2020 NVRRWP	19,511
2020 SLCC Exchange	250
2020 CCID Exchange	2,109
2020 Customer Transfer In	6
Sub-Total: Current Year Customer Supplies	52,035
2020 YCWA	3,052
2020 GWD Transfer	415
2020 Volta Wells Transfer	198
2020 AEWS Return	4,000
2020 LTRID Return	1,500
2020 SJRECWA Transfer	5,938
Subtotal: Outside Purchases	15,103
Total Gross Projected Supply Available	80,975

Nov 2020 Quantity	Completed to Date
	14021
	(184)

86	383
0	1683
2056	18807
0	250
0	2109

0	2588
80	215
46	198
0	4000
0	1500
867	5938

2019-20 IN DISTRICT USE		2020-21 IN DISTRICT USE	2020-21 OCRRP USE	2020-21 TRANSFERS OUT	2020-21 MONTHLY USE
564	MAR	2,704			2,704
5,352	APR	4,123			4,123
7,059	MAY	7,286		1,491	8,777
9,914	JUN	8,931		6,217	15,148
12,238	JUL	9,443		2,551	11,994
8,866	AUG	6,967		1,600	8,567
6,320	SEP	4,545		250	4,795
4,454	OCT	3,742		730	4,472
2,222	NOV	2,183		136	2,319
7	DEC				0
117	JAN				0
2,803	FEB				0
59,916		49,924	0	12,975	
TOTAL USED & TRANSFERRED OUT					62,899
TOTAL SCHEDULED					3,300
TOTAL ESTIMATED FOR RESCHEDULING INTO 2021-22					14,776
TOTAL GROSS PROJECTED SUPPLY AVAILABLE					80,975

NOTE: The District has 3,425 AF in storage at AEWS and 2,000 AF in storage at LTRID as of 8/31/20.

Blank



VII C.

DEPARTMENT OF PLANNING AND COMMUNITY DEVELOPMENT
1010 10TH Street, Suite 3400, Modesto, CA 95354
Planning Phone: (209) 525-6330 Fax: (209) 525-5911
Building Phone: (209) 525-6557 Fax: (209) 525-7759

NOTICE OF PUBLIC HEARING

NOTICE IS HEREBY GIVEN THAT the Stanislaus County Board of Supervisors will hold a public hearing on **Tuesday, December 15, 2020**, starting at **6:30 p.m.**, or as soon thereafter as the matter may be heard, in the Joint Chambers, 1010 10th Street, Basement Level, Modesto, California, to consider the following:

PLANNING COMMISSION'S RECOMMENDATION FOR DENIAL OF USE PERMIT AND DEVELOPMENT AGREEMENT APPLICATION NO. PLN2019-0095 – CENTRAL VALLEY GROWERS, LLC – HOWARD ROAD III – Request to establish a mixed-light commercial cannabis cultivation, nursery, processing, and distribution operation in phases on a 49-acre parcel in the A-2 (General Agriculture) zoning district, located at 3735 Howard Road, between the California Aqueduct and the Delta Mendota Canal, east of Interstate Highway 5, in the Westley area.

The property is further identified as Assessor's Parcel No.: 016-037-039

The Board of Supervisors will consider finding that no further analysis under California Environmental Quality Act (CEQA) is required pursuant to CEQA Guidelines Section 15183 (Consistency with a General Plan or Zoning for which an EIR was certified) and that the project is Exempt from CEQA under CEQA Guidelines Section 15061 (Common Sense Exemption).

All documents are available for review on the Board's website: <http://www.stancounty.com/bos/>. A copy of the Board of Supervisors Report will be available for review at least 72 hours prior to the scheduled meeting.

At the above noticed time and place, all interested persons will be given an opportunity to speak.

Materials submitted to the Board of Supervisors for consideration (e.g., photos, slides, petitions, letters, etc.) will be retained by the County and cannot be returned.

If you challenge the above item in court, you may be limited to raising only those issues raised at the public hearing described in this notice, or in written correspondence delivered to the Board of Supervisors, at or prior to, the public hearing.

For further information, please call (209) 525-6330, or email: planning@stancounty.com.

36

STRIVING TOGETHER TO BE THE BEST!

Blank

VII.C.



P.O. Box 1596 Patterson, CA 95363-1596


Phone (209) 892-4470 • Fax (209) 892-4469

Ms. Gina Belletto, Escrow Officer
Chicago Title Company
1700 Standiford Ave., Suite 110
Modesto, CA 95350

DEMAND/ESCROW INSTRUCTIONS

Escrow Order No.: FSST-5112003342-GB – Jeffery E. Arambel

December 2, 2020


Dear Ms. Belletto,

Pursuant to your request, the Del Puerto Water District has the following demand against the above-referenced property: **\$33,073.00 plus \$11,636.90 in accumulated interest thru November 30, 2020 = \$44,709.90. Additional daily interest shall be added at the rate of \$21.63/day. This demand is in reference to document No. 2019-0043068-00.**

We ask that a copy of the recorded Grant Deed be emailed to us at jhoobler@delpuertowd.org at close of escrow to allow us to update our database.

Should the close of this escrow extend beyond December 31, 2020, we ask that you request an updated Demand.

If you have any questions or concerns, please do not hesitate to contact me at (209) 892-4470.

Sincerely,



Anthea G. Hansen
General Manager

/enc

37

Blank